

Mastercard PSD2 Merchant Testing Platform

Registration Use Guide

netcetera

netcetera

Table of content

Page	Content
3	Registration overview
4	Program overview
5	Registration
6	Registration successful
7	E-mail verification
8	E-mail verification successful
9	Add additional merchant IDs and acquirer bins

Registration overview

Area	Details
1. Prerequisites	Please have your Merchant ID and Acquirer Bin numbers available. Note: Only (Acquirer BIN, Merchant ID) combinations enrolled for the Mastercard Identity Check program can send EMV 3DS authentication requests. Others will be rejected. Please ask your acquirer which Acquirer BIN / Merchant ID can be used.
2. Platform access	Self-register by visiting the Mastercard PSD2 Merchant Testing site: https://3dss.netcetera.com/mastercard-psd2-testing/
3. Complete registration form	Enter all required fields in the registration form.
4. Complete e-mail verification	Verify e-mail address by clicking e-mail verification link.

Program overview

netcetera
3DS Acquiring products

[Products](#) [News](#) [Technical documentation](#) [3DS Test](#) [About us](#) [Contact us](#)

Mastercard PSD2 Merchant Testing

Be ready for EMV 3DS 2.x and Mastercard Identity Check.

Test different cases and detect the reasons for error rates in order to eliminate them.

Provide your customers with the best user experience by ensuring your EMV 3DS authentications are error free and optimized to achieve highest approval rates.
(Please see Mastercard's announcement AN-3825)

To Register:

[Register here](#)

Registration


To register:
Please enter all
required fields and
acknowledge the
Privacy Policy

[← _3DS Acquiring products](#)

Welcome to Mastercard PSD2 Merchant Testing

With this program from Nectcera and Mastercard, you will be able to test different cases and detect the reasons for error rates in order to eliminate them where possible.

For more information about Test Cases, please see Mastercard's announcement [AN-3825](#).



Registration

First name	Last name
<input type="text"/>	<input type="text"/>
E-mail	Confirm E-mail
<input type="text"/>	<input type="text"/>
Password	Confirm password
<input type="text"/>	<input type="text"/>
MerchantId	AcquirerBin
<input type="text"/>	<input type="text"/>
Country	Address
<input type="text"/>	<input type="text"/>
Phone Number	Company
<input type="text"/>	<input type="text"/>

I agree to receive updates on products and events from Nectcera.

I have read, understood and agreed to the [Privacy Policy](#)

Register

Already have an account? [Login instead.](#)



Registration successful

[← _3DS Acquiring products](#)

Welcome to Mastercard PSD2 Merchant Testing

With this program from Nectcera and Mastercard, you will be able to test different cases and detect the reasons for error rates in order to eliminate them where possible.

For more information about Test Cases, please see Mastercard's announcement [AN-3825](#).

nectcera



Thank you for registering.

You will receive a confirmation E-mail shortly to activate your account. Please check your E-mail.

If you have not received an E-mail please contact identitycheckeurope@mastercard.com

Registration e-mail verification



psd2-testing@netcetera.com

Netcetera & Mastercard PSD2 Merchant Testing: Registration E-mail verification

To

[Send To Mailstore](#)

[Action Items](#)

Dear

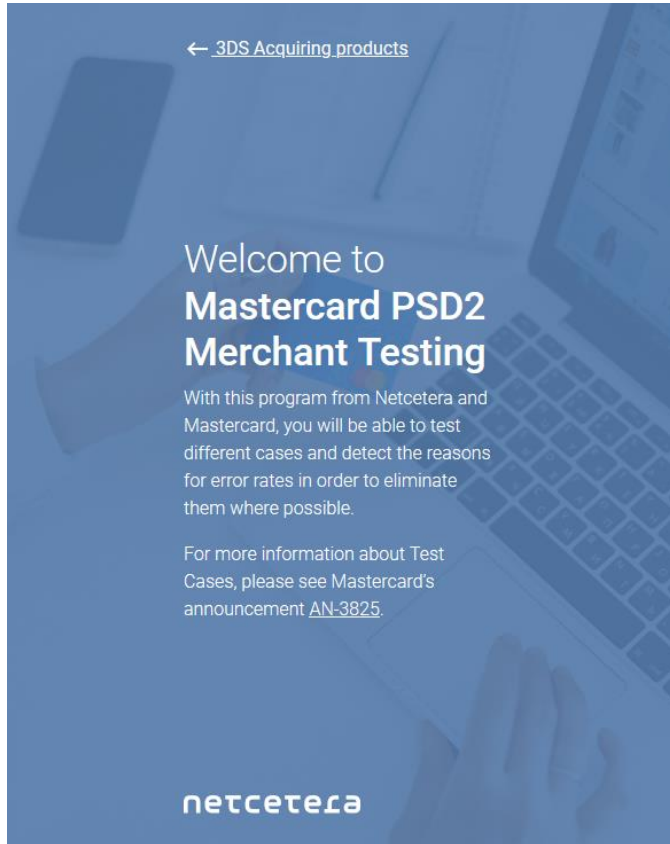
Thank you for registering and welcome to the Mastercard PSD2 Merchant Testing Platform.
Please confirm your registration by clicking this [link](#).

If you have not registered this E-mail address or if you do not want to receive the newsletter after all, please ignore this email.

Note: this E-mail address is not monitored.

Best regards,
Your Netcetera Team

E-mail validation successful



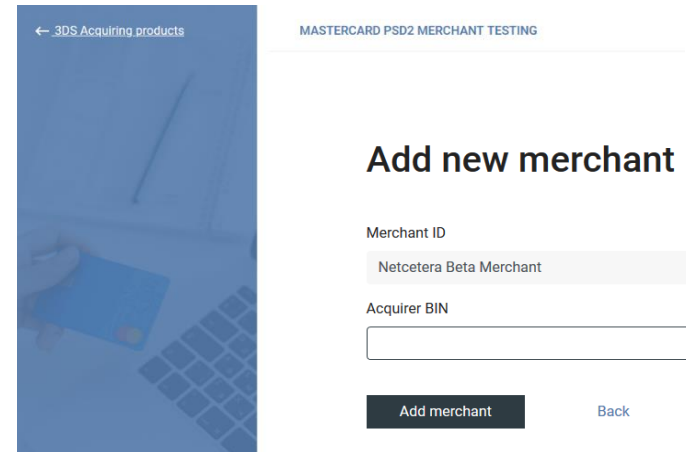
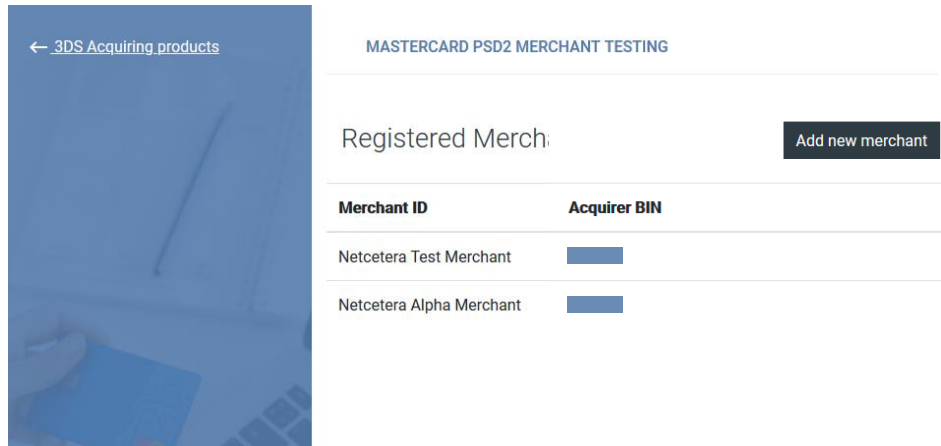
Successfully validated your E-mail

Netcetera wishes you a successful time testing!

If you want to see your account details, please go to the [Login Page](#)

Add additional merchant IDs and acquirer bins

1. Login to the Registration Portal
2. Click “Add new Merchant”
3. Enter merchant information
4. Click “Add merchant”



Thank you

For any questions or issues during the registration process or the testing process please contact Mastercard support:

- identitycheckeurope@mastercard.com