

Mastercard PSD2 Merchant Testing Platform

Registration Use Guide

Table of content

Page	Content
3	Registration overview
4	Program overview
5	Registration
6	Registration successful
7	E-mail verification
8	E-mail verification successful
9	Log in and Registered Merchant List
10	Add additional merchant IDs and acquirer bins
11	View Transactions

Registration overview

Area	Details
1. Prerequisites	Please have your Merchant ID and Acquirer Bin numbers available. Note: Only (Acquirer BIN, Merchant ID) combinations enrolled for the Mastercard Identity Check program can send EMV 3DS authentication requests. Others will be rejected. Please ask your acquirer which Acquirer BIN / Merchant ID can be used.
2. Platform access	Self-register by visiting the Mastercard PSD2 Merchant Testing site: https://3dss.netcetera.com/mastercard-psd2-testing/
3. Complete registration form	Enter all required fields in the registration form.
4. Complete e-mail verification	Verify e-mail address by clicking e-mail verification link.

Program overview

netcetera
3DS Acquiring products

[Products](#) [News](#) [Technical documentation](#) [3DS Test](#) [About us](#) [Contact us](#)

Mastercard PSD2 Merchant Testing

Be ready for EMV 3DS 2.x and Mastercard Identity Check.

Test different cases and detect the reasons for error rates in order to eliminate them.

Provide your customers with the best user experience by ensuring your EMV 3DS authentications are error free and optimized to achieve highest approval rates.
(Please see Mastercard's announcement AN-3825)

[Register here](#)

To Register:

Registration

To register:
Please enter all
required fields and
acknowledge the
Privacy Policy

[← _3DS Acquiring_products](#)

Welcome to Mastercard PSD2 Merchant Testing

With this program from Nectcera and Mastercard, you will be able to test different cases and detect the reasons for error rates in order to eliminate them where possible.

For more information about Test Cases, please see Mastercard's announcement [AN-3825](#).

nectcera

Registration

First name	Last name
<input type="text"/>	<input type="text"/>
E-mail	Confirm E-mail
<input type="text"/>	<input type="text"/>
Password	Confirm password
<input type="text"/>	<input type="text"/>
MerchantId	AcquirerBin
<input type="text"/>	<input type="text"/>
Country	Address
<input type="text"/>	<input type="text"/>
Phone Number	Company
<input type="text"/>	<input type="text"/>

I agree to receive updates on products and events from Nectcera.

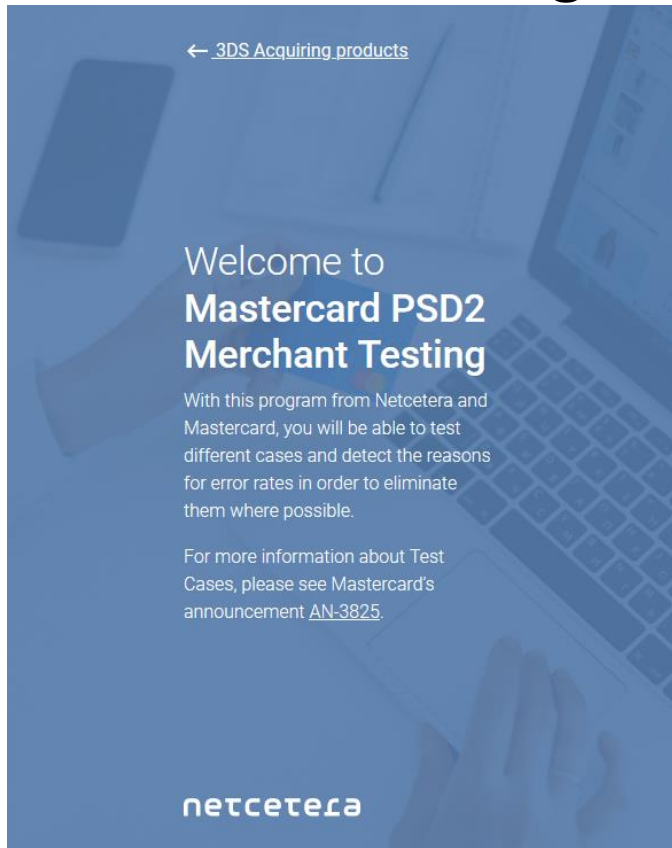
I have read, understood and agreed to the [Privacy Policy](#)

Register

Already have an account? [Login instead.](#)



Registration successful



Thank you for registering.

You will receive a confirmation E-mail shortly to activate your account. Please check your E-mail.

If you have not received an E-mail please contact identitycheckeurope@mastercard.com

Registration e-mail verification



psd2-testing@netcetera.com

Netcetera & Mastercard PSD2 Merchant Testing: Registration E-mail verification

To

[Send To Mailstore](#)

[Action Items](#)

Dear

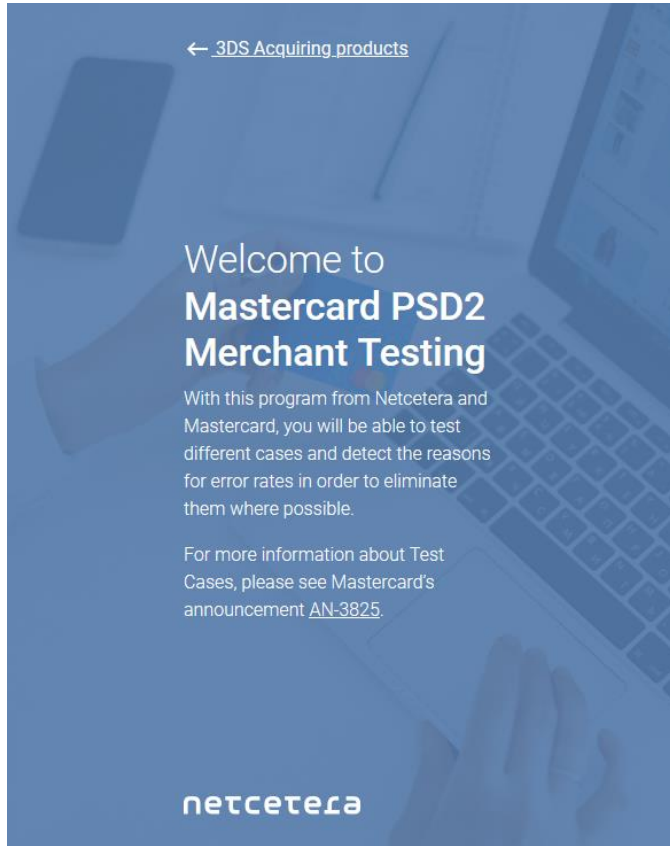
Thank you for registering and welcome to the Mastercard PSD2 Merchant Testing Platform.
Please confirm your registration by clicking this [link](#).

If you have not registered this E-mail address or if you do not want to receive the newsletter after all, please ignore this email.

Note: this E-mail address is not monitored.

Best regards,
Your Netcetera Team

E-mail validation successful



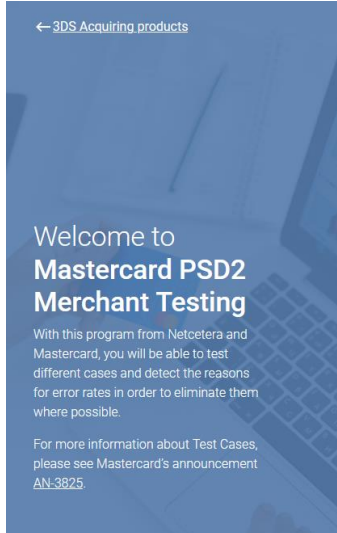
Successfully validated your E-mail

Netcetera wishes you a successful time testing!

If you want to see your account details, please go to the [Login Page](#)

Log in and Registered Merchant List

1. Login to the Registration Portal



Log in

E-mail:

██████████@netcetera.com

Password:

●●●●●●●●●●

I have read & agree to the [Privacy Policy](#).

Log In

[Forgot Password?](#)

Don't have an account, yet? [Sign up here](#)

2. Registered Merchant List is displayed



MASTERCARD PSD2 MERCHANT TESTING

Registered Merchants:

Add new merchant

Merchant ID

Netcetera Test Merchant



[View Transactions](#)

Netcetera Alpha Merchant



[View Transactions](#)

Add additional merchant IDs and acquirer bins

1. Click “Add new Merchant”
2. Enter merchant information
3. Click “Add merchant”



← [3DS Acquiring products](#)

MASTERCARD PSD2 MERCHANT TESTING

Registered Merch. Add new merchant

Merchant ID	Acquirer BIN	
Netcetera Test Merchant	<input type="text"/>	View Transactions
Netcetera Alpha Merchant	<input type="text"/>	View Transactions



← [Registered merchants](#)

MASTERCARD PSD2 MERCHANT TESTING

Add new merchant

Merchant ID

Acquirer BIN

Add merchant

View Transactions



← Registered merchants

MASTERCARD PSD2 MERCHANT TESTING

Logout

List of transactions:

Filter by PAN

Filter by date

Enter the last 4 digits



Today



Masked PAN	DS Transaction ID	Date/Time	Transaction Amount	Transaction Status
550680*****0108	acb4bab3-e938-4169-9eb7-313e40c8118e	2021-07-19 20:03:44.23978	2.00 EUR	N
550679*****0093	2cbc5f40-3852-4a9e-a070-084156838c24	2021-07-19 20:03:27.53961	2.00 EUR	Y
550675*****0063	87c96837-4e3a-4437-b81a-0f2e09d802e3	2021-07-19 20:03:14.40992	2.00 EUR	Y

Transaction Details



Overview AReq ARes CReq RReq Protocol errors

Masked PAN	550681*****0115
Protocol Version	2.1
DS Transaction ID	b18ce043-3791-429e-afa3-e3e9969ff7df
Challenge & Authentication Indicator	threeDSRequestorChallengeInd=01 threeDSRequestorAuthenticationInd=01
Challenge Cancellation Indicator	
SCA Exemption	05
Message Category	PAYMENT
Device Channel	BROWSER
ACS Interface	
Authentication Start Time	2021-07-19T02:03:23.789706Z
3DS Transaction ID	b6fdb866-f0f7-428b-8360-00769fa82c14
Transaction Amount	1.2300

1. Click on “View Transactions” for a specific registered Merchant ID & Acquirer Bin
2. To view additional Transaction details, click on the DS Transaction ID Link



Thank you

For any questions or issues during the registration process or the testing process please contact Mastercard support:

- IDC_Customer_Support@mastercard.com